


COMP-5Q/7.5Q/10Q-2

ECS Air Compressor



Features

Aftercooler included

Low Oil Level Switch

3/4" NPTF Outlet

Automatic condensate drain – 1/4" NPTF

General Description

The ECS Air Compressors are paired with the ECS AdvancedIQ Nitrogen Generators in facilitating the **Dry Pipe Nitrogen Inerting (DPNI)** process in dry pipe and preaction fire sprinkler systems. COMP-5Q/7.5Q/10Q-2 when paired with the AG-18500S/18500/22500/25000 nitrogen generators can be used as a plant nitrogen source in facilitating the **Wet Pipe Nitrogen Inerting (WPNI)** process in wet pipe sprinkler systems.

Specifications

Dimensions COMP-5Q/7.5Q-2 COMP-10Q-2	79" (L) x 34" (W) x 54" (H) 76" (L) x 56" (W) x 64" (H)
Weight COMP-5Q-2 COMP-7.5Q-2 COMP-10Q-2	994 Lbs (451 kg) 1,058 Lbs (480 kg) 1,693 Lbs (768 kg)
Horsepower COMP-5Q-2 COMP-7.5Q-2 COMP-10Q-2	5 HP 7.5 HP 10 HP
Tank Capacities COMP-5Q/7.5Q-2 COMP-10Q-2	120 Gal. (454 L) 200 Gal. (757 L)
Power Supply Compressor*	*Requires one (1) dedicated circuit 575VAC/3 phase/60Hz (Optional) 460VAC/3 phase/60Hz (Standard) 200VAC/3 phase/60Hz (Optional)
Power Supply Auto Drain	120VAC/1 phase/60Hz (can be connected to the nitrogen generator cabinet power supply)
Air Connection	3/4" NPTF
Drain Connection	1/4" NPTF
Temp. Range	40°F - 105°F (5°C - 40°C)

*Other voltages are available upon request.

Maintenance

Please refer to manufacturer owners manual for recommended maintenance.

Operating Performance

Model Number	COMP-5Q-2	COMP-7.5Q-2	COMP-10Q-2
Air Supply SCFM (L/min)	34.8 (986)	47.2 (1,336)	72 (2,038)
Single System Capacity† @ 40 psig (2.8 bar) Gal. (L)	4,100 (15,510)	4,500 (17,040)	5,800 (21,960)
Single System Capacity† @ 20 psig (1.4 bar) Gal. (L)	8,200 (31,020)	9,000 (34,080)	11,600 (43,920)

† Capacity based on NFPA 13 30-minute fill requirement of largest single system

Power Requirements

Model Number	COMP-5Q-2	COMP-7.5Q-2	COMP-10Q-2
575VAC/3 Ph	10.6 Amps	16 Amps	20 Amps
460VAC/3 Ph	13.2 Amps	22 Amps	25 Amps
200VAC/3 Ph	30.4 Amps	46.6 Amps	59 Amps

Installation

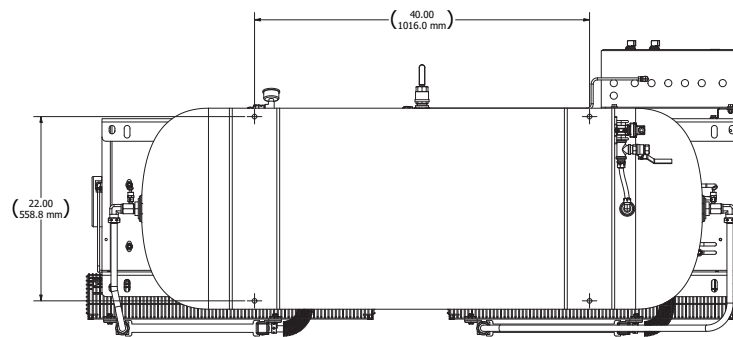
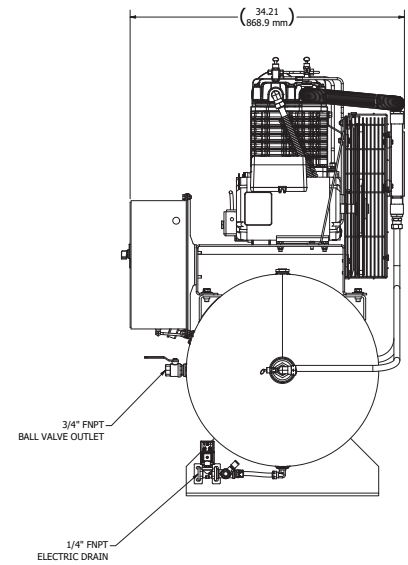
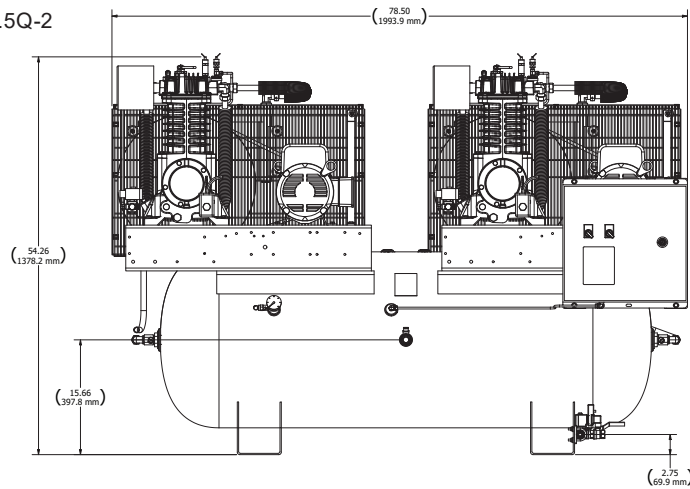
The air compressors are designed to be mounted directly to the floor in the fire sprinkler riser room. Installation requires a flat and level concrete floor or pad. Recommended mounting the horizontal tank units on vibration isolating pads (not supplied) before securing unit to the floor. ECS recommends installing braided hose (not supplied) in-line and directly to the isolation valve on the air supply outlet of the air receiver tank.

Allow access to the power supply (one (1) dedicated circuit), access to the nitrogen generator inlet 1/2" supply line and access to a drain for the condensate discharge line. Allow for clearance to access air compressor for service. For detailed installation and operation please refer to the ECS AdvancedIQ Nitrogen Generator Manual.

COMP-5Q/7.5Q/10Q-2

ECS Air Compressor

COMP-5Q/7.5Q-2



COMP-10Q-2

